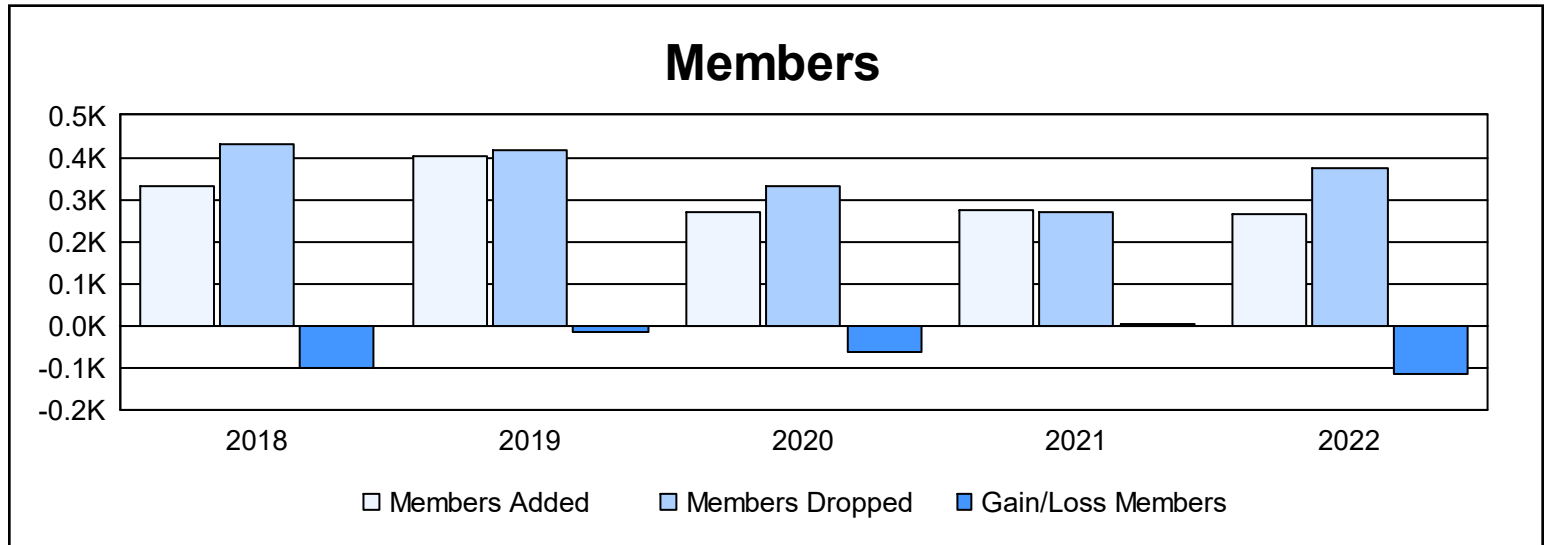
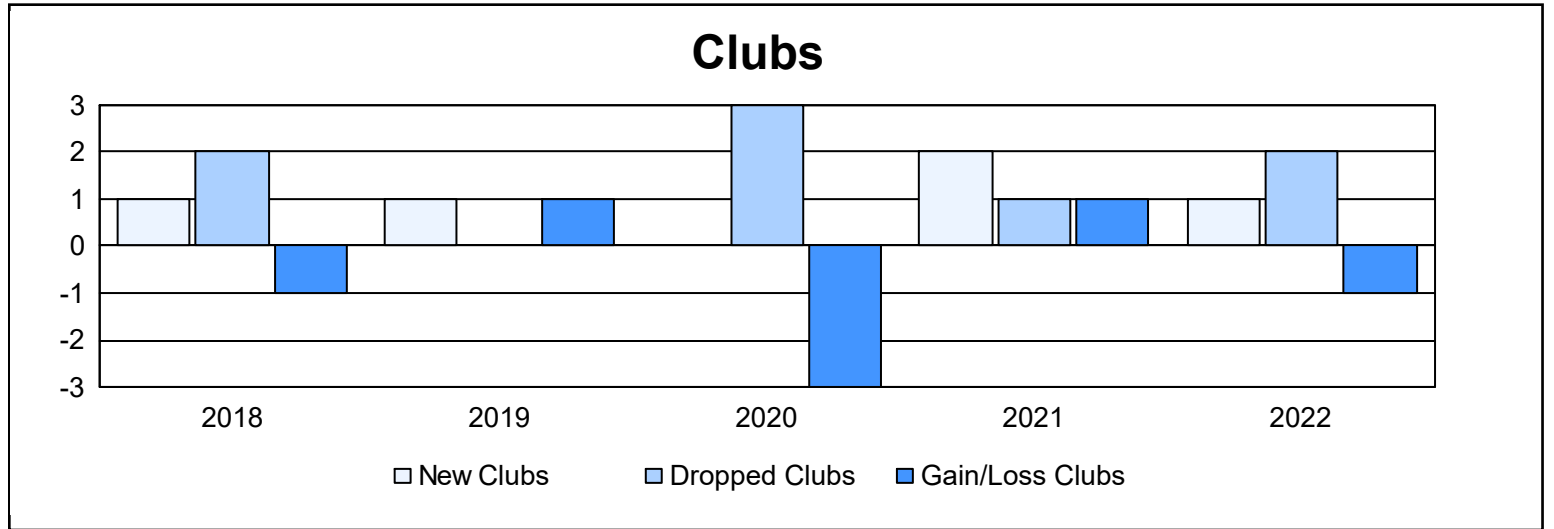
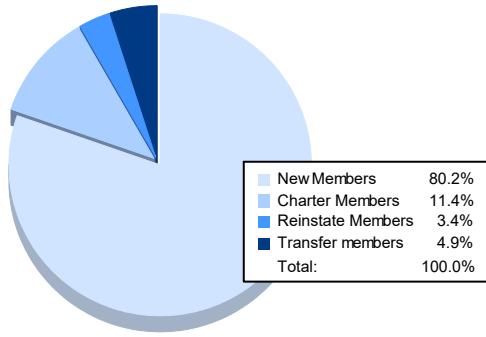


Year	New Clubs	Dropped Clubs	Gain/ Loss Clubs	New Members	Charter Members	Reinstate Members	Transfer Members	Total Member Added	Total Members Dropped	Gain/ Loss Members
2017-2018	1	2	-1	260	21	28	21	330	429	-99
2018-2019	1	0	1	343	26	17	17	403	417	-14
2019-2020	0	3	-3	216	4	15	33	268	333	-65
2020-2021	2	1	1	179	65	21	9	274	270	4
2021-2022	1	2	-1	211	30	9	13	263	376	-113
<b>Average</b>	<b>1</b>	<b>2</b>	<b>-1</b>	<b>242</b>	<b>29</b>	<b>18</b>	<b>19</b>	<b>308</b>	<b>365</b>	<b>-57</b>



### Membership Composition June 2022 Cumulative



### Gender Composition June 2022 Cumulative

